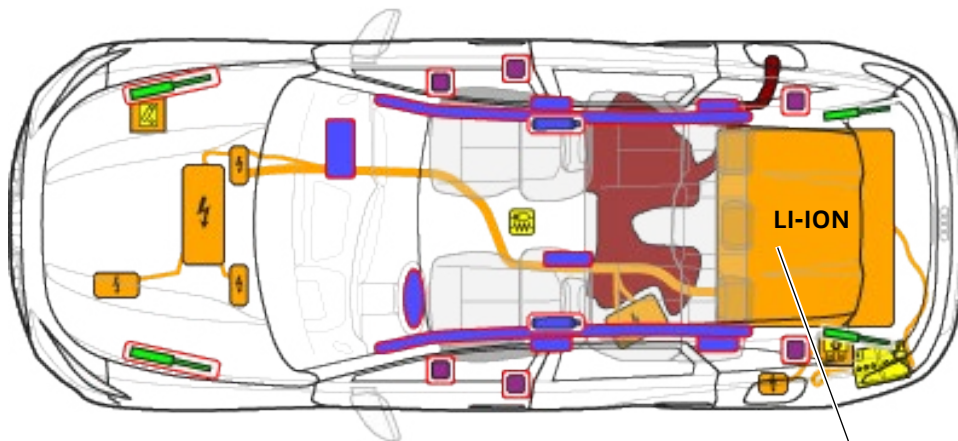




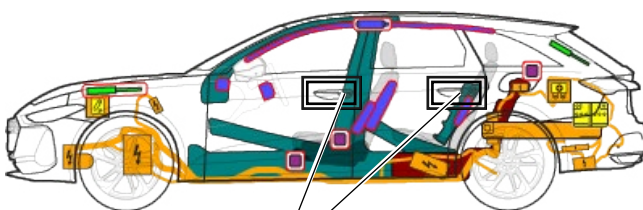
# Audi A5 e-hybrid

## Avant / Saloon

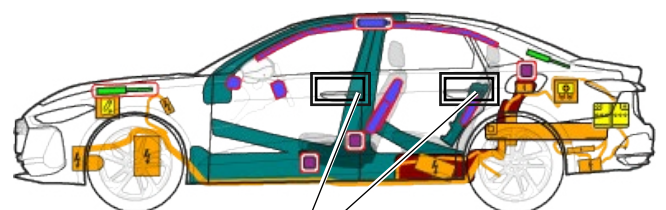
From 2025, 5-door, 5-seater



**400 V  
LI-ION**



**4.**



**4.**

	Airbag		Stored gas inflator		Belt tensioner		SRS control unit		Gas strut / Preloaded spring
	High strength zones		Battery pack, low voltage		Battery pack, high-voltage		High voltage power cable		Low voltage system that disconnects high voltage
	Fuse box disabling high voltage		High voltage component		Zone requiring special attention		Fuel tank		

### 1. Identification / recognition



The electric drive motor is silent. The display in the instrument cluster (power meter) provides feedback as to whether the electric drive is switched to OFF, or READY for operation.

“e-hybrid” lettering on side



Vehicle charging socket



Model designation B-pillar

Avant



Model designation, rear

Saloon



### 2. Immobilisation / stabilisation / lifting


#### Immobilising the vehicle

- 1 Press the park button “P” and apply the parking brake

Secure the vehicle to prevent it from rolling away



#### Lifting points



- Green square: Appropriate lifting points
- Orange rectangle: High voltage battery

### 3. Disable direct hazards / safety regulations

#### Switching off the ignition



- 1 Switch off ignition (power meter “OFF”), press “Start-Stop” button without operating foot brake.



Remove vehicle key, key card and/ or smartphone app so that they are more than 5 m away from the vehicle if possible.

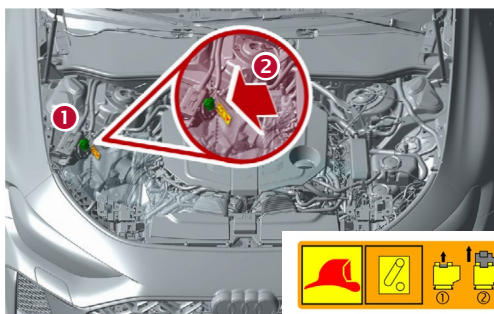
#### Deactivating the high-voltage system

In the event of an accident in which the airbag is triggered, the high voltage system is automatically deactivated when airbag triggering is detected. The high voltage system is de-energised approx. 20 seconds after deactivation.



In all other cases, the high voltage system can be deactivated as follows:

#### Option 1: in the vehicle front end



- 1 Locate emergency cut-out connection
- 2 Actuate emergency cut-out connection



- 1 Pull out the red tab



- 2 Pull out the black connector



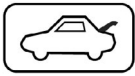
# Audi A5 e-hybrid

## Avant / Saloon

From 2025, 5-door, 5-seater



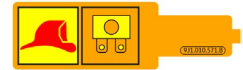
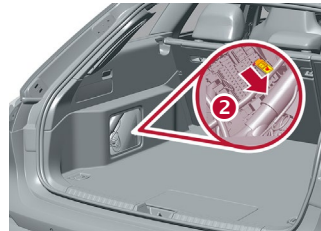

**Do not touch, cut or open damaged high voltage components, cables and high voltage batteries! Wear appropriate personal protective equipment!**



### Option 2: fuse in the luggage compartment

1 Remove cover (left side of vehicle)

2 Locate and remove the fuse




### Disconnecting the 12-volt vehicle battery in the luggage compartment

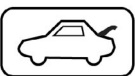


1 Remove cover (left side of vehicle)

2 Disconnect ground connection of battery from body



### Disconnecting from the charging station (manual release of charging connector)

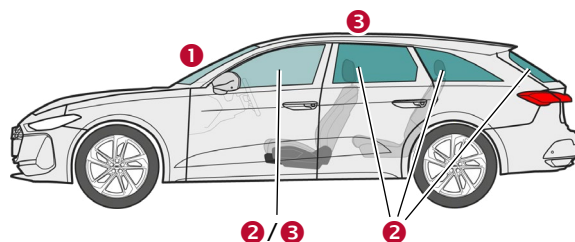


1 Remove cover (left side of vehicle)

2 Pull the yellow loop, remove the charging connector



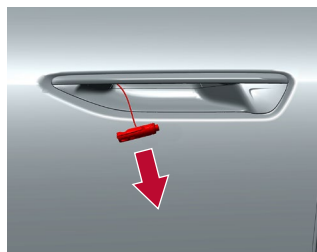

## 4. Access to the occupants



#### Glass types:

- 1 Laminated glass
- 2 Tempered glass
- 3 Laminated glass (optional)

Vehicle is equipped with sensor door handles. Reach into the door handle to open the doors!



**In the event of accidents with airbag triggering, the 4 doors are unlocked and can only be opened mechanically. To do this, pull on the ejected pin at the end of the rope!**



# Audi A5 e-hybrid

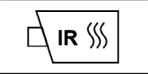
Avant / Saloon

From 2025, 5-door, 5-seater

## 5. Stored energy / liquids / gases / solids

					max. 50 l
					12 V
					400 V Lithium-ion

In the event of mechanical deformation of the battery system, there is a risk of a thermal reaction in the high voltage battery. Monitor the temperature of the high voltage battery!



## 6. In case of fire

Lithium-ion batteries can self-ignite either immediately or after a delay when damage occurs or they are not used properly, or re-ignite after fire-fighting measures. Wear appropriate personal protective equipment!

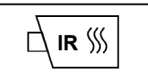


## 7. In case of submersion

After recovering the vehicle from the water, deactivate the high voltage system and 12 V electrical system (see section 3) and allow the water to drain. Wear appropriate personal protective equipment!

## 8. Towing / transportation / storage

Lithium-ion batteries can self-ignite or re-ignite after fire-fighting measures!



In the event that vehicles that have been in accidents have a damaged battery or the battery exhibits anomalies: disable the high voltage system (see section 3). Park the vehicle at a safe distance of at least 5 metres from buildings and other vehicles (quarantine area).

Do not tow away a vehicle that has been in an accident on the drive axles.

## 9. Important additional information

Further information can be found in the Audi guideline for rescue services at [www.audi.com/rescue](http://www.audi.com/rescue)

## 10. Explanation of pictograms used

Flammable	Corrosive, skin irritant	Hazardous to human health	Environmental hazard	Fuel tank, petrol	Warning High voltage	General warning sign	Use water to extinguish the fire
Dangerous voltage	Remove smart key	Use thermal Infrared camera	Unlock bonnet	Unlock boot			