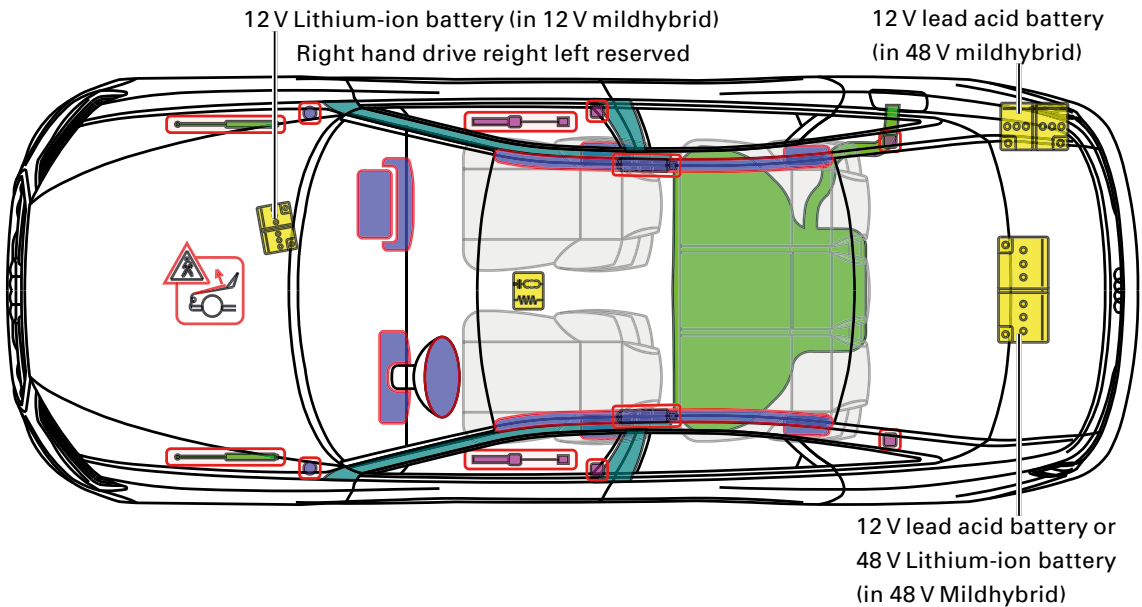


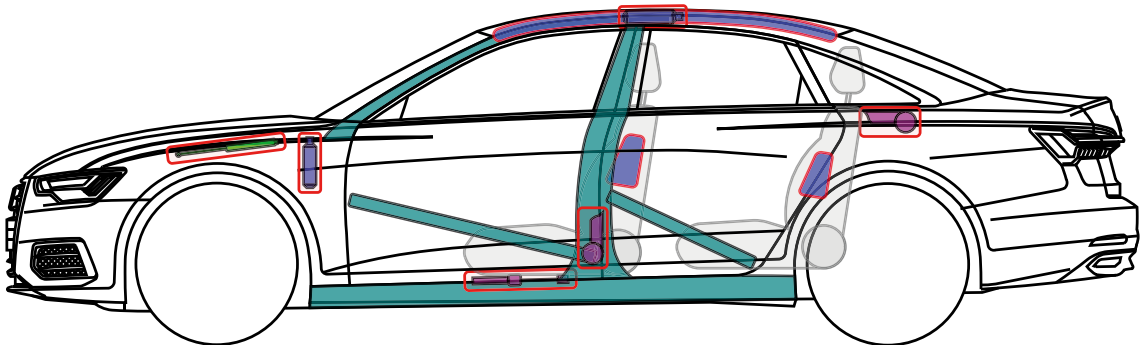


▶ **Audi A6 / S6**

2018-2025



⚠ WARNING 48 V: Electric arc possible! Turn off ignition before separating the 48 V battery!



Legend

	Airbag		Reinforcement		SRS control unit		Pedestrian protection system
	Stored gas inflator		Automatic roll bar		12 V / 48 V Battery		
	Seatbelt pretensioner		Cylinder		Fuel tank		



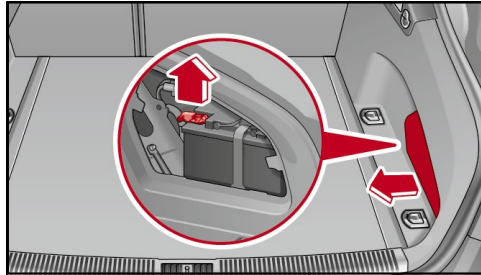


▶ Audi A6 / S6 48 V Mildhybrid

2018-2025

12 V lead acid battery

- remove the battery cover
- separate the minus pole of the 12V battery



48 V Lithium-ion battery

⚠ The 48 V on-board Lithium-ion battery is automatically deactivated during accidents in which the airbag(s) deployed.


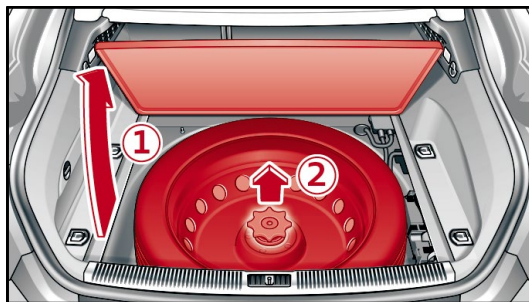
For all other cases, in order to deactivate the on-board power supply the 48 V Lithium-ion battery has to be separately disconnected in addition to the 12 V lead acid battery. Therefore:

⚠ WARNING! Hazard due to electric arc at 48 V

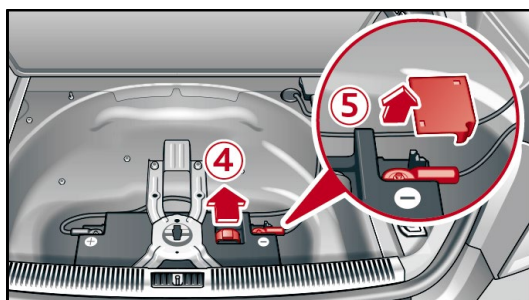
⚠ Turn off ignition before separating the 48V battery!

For minimization the risc of electric arc it is recommended to disconnect the batteries as follows:

1. remove the cargo floor from the trunk
2. remove the spare tire and vehicle tool kit
3. strip the lining of the spare wheel recess as shown below



4. pull out the communication connector plug
5. remove the right sided pole cap and separate the minus pole of the 48 V Lithium-ion battery.





▶ Audi A6 12 V Mildhybrid

2018-2025

12 V Lithium-Ionen Batterie

! 12 V on-board Lithium-ion battery is automatically deactivated during accidents in which the airbag(s) deployed.

For all other cases, in order to deactivate the on-board power supply the 12 V Lithium-ion battery has to be separately disconnected in addition to the 12 V lead acid battery. Therefore:

1. remove cover engine compartment → access 12 V Lithium-ion battery possible
2. separate the minus pole of the 12 V Lithium-ion battery

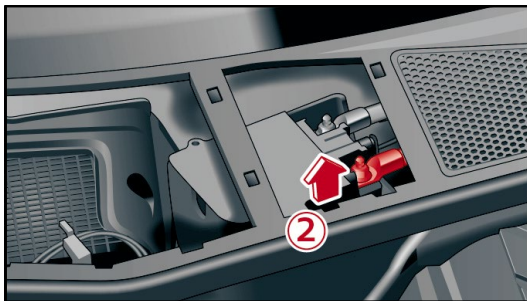

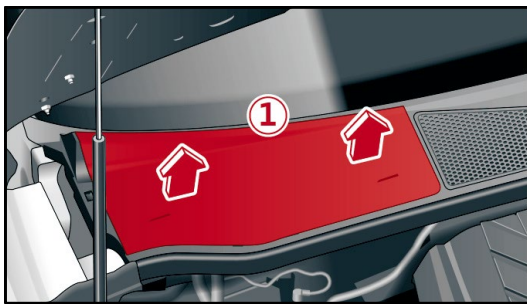


Fig. show left hand drive,
Right hand drive right left reserved