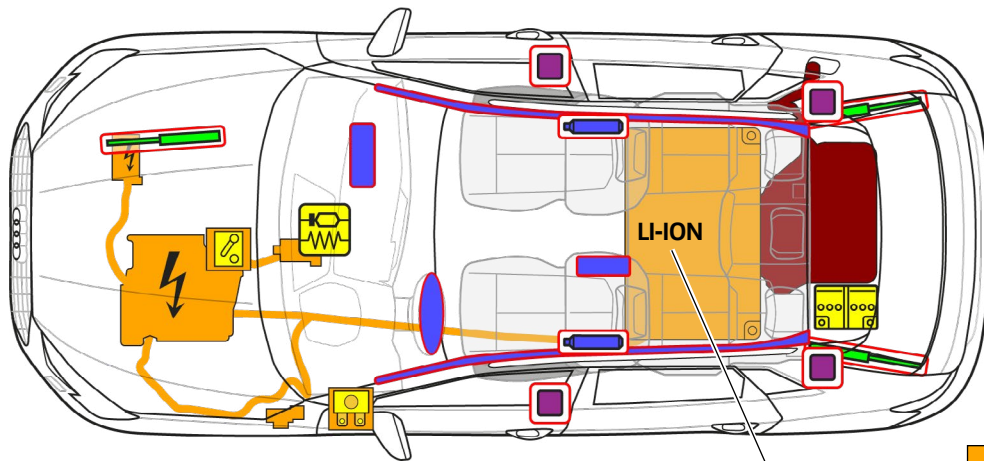




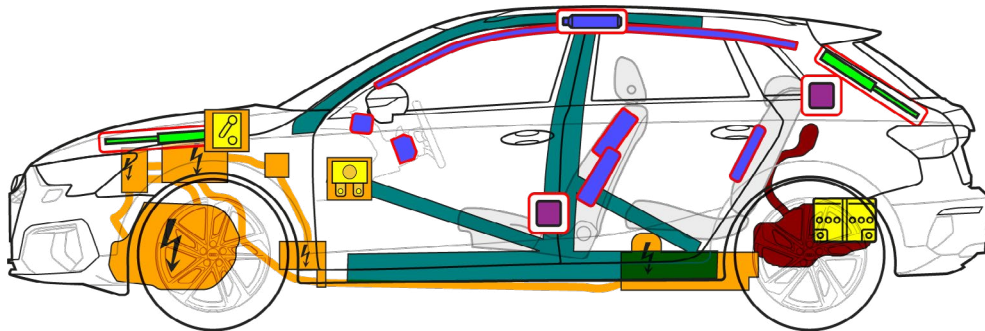
Audi A3 TFSI e

Sportback / allstreet, from 2024

5-door, 5-seater



**400 V
LI-ION**



	Airbag		Stored gas inflator		Belt tensioner		SRS Control unit		Gas strut / Preloaded spring
	High strength zone		Fuel tank, petrol		Battery low voltage		Battery pack, high-voltage		High voltage power cable
	Low voltage device that disconnects high voltage		Fuse box disabling high voltage		High voltage component				



Audi A3 TFSI e

Sportback / allstreet, from 2024

5-door, 5-seater

1. Identification / recognition



The electric drive motor is silent. The display in the dash panel insert (power display) provides feedback as to whether the electric drive is switched to OFF, or READY for operation.

Model designation
Audi A3 TFSI e

Charging socket



A3
(Model designation on rear can be deselected)

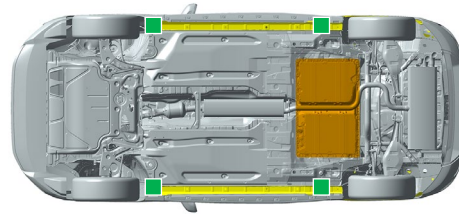
2. Immobilisation / stabilisation / lifting

Immobilising the vehicle


- 1 Press the park button "P"
 - 2 Apply the parking brake
- Secure the vehicle to prevent it from rolling



Lifting points



 Appropriate lifting points

 High voltage battery

3. Disable direct hazards / safety regulations

Switching off the ignition



Press the START-STOP button in the centre console without operating the brake pedal.



Instead of the ignition key, use of a key card or smartphone app is also possible.


Deactivating the high-voltage system

In the event of an accident in which the airbag is triggered, the high voltage system is automatically deactivated as soon as airbag triggering is detected. The high voltage system is de-energised approx. 20 seconds after deactivation.



In all other cases, the high voltage system can be deactivated as follows:

Option 1: from the engine compartment



1 Pull out red tab

2 Pull out black connector





Audi A3 TFSI e


Sportback / allstreet, from 2024

5-door, 5-seater

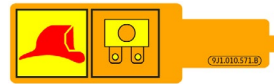
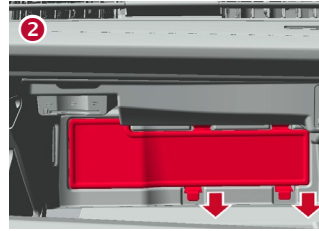


Option 2: (fuse in the passenger compartment)


Left-hand drive vehicle
(next to steering column)
Remove the cover



Right-hand drive vehicles
(in the glove compartment)
Remove the cover

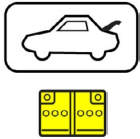


Pull out the fuse



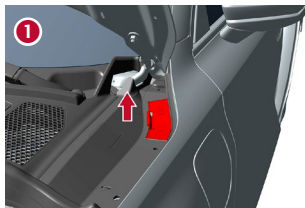
**Do not touch, cut or open damaged high voltage components, cables and high voltage batteries!
Wear appropriate personal protective equipment!**

Disconnecting the 12-volt vehicle battery (in the luggage compartment)

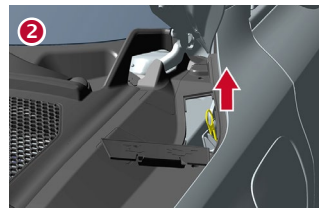


- 1 Remove the cover
- 2 Disconnect the negative terminal

Disconnecting from the charging station (manual release of charging connector)



1 Remove the cover

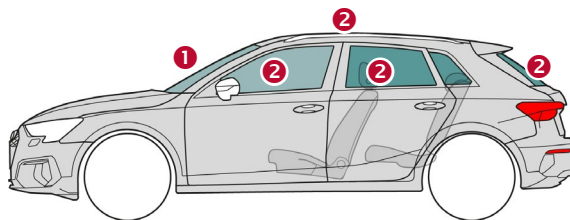


2 Pull the yellow loop



3 Disconnect the charging connector

4. Access to the occupants



Glass types:

- 1 Laminated glass
- 2 Tempered glass

5. Stored energy / liquids / gases / solids



max. 40 l



12 V



Audi A3 TFSI e

Sportback / allstreet, from 2024

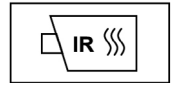
5-door, 5-seater



400 V
Lithium-ion



In the event of mechanical deformation of the battery system, there is a risk of a thermal reaction in the high voltage battery.
Monitor the temperature of the high voltage battery!



6. In case of fire



Lithium-ion batteries can self-ignite either immediately or after a delay when damage occurs or they are not used properly, or re-ignite after fire-fighting measures.
Wear appropriate personal protective equipment!



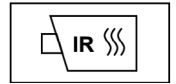
7. In case of submersion

After recovering the vehicle from the water, deactivate the high voltage system and 12 V electrical system (see chapter 3) and allow the water to drain. Wear appropriate personal protective equipment!


8. Towing / transportation / storage



Lithium-ion batteries can self-ignite or re-ignite after fire-fighting measures!
Wear appropriate personal protective equipment!



In the event that vehicles that have been in accidents have a damaged battery or the battery exhibits anomalies: disable the high voltage system (see chapter 3). Park the vehicle at a safe distance of at least 5 metres from buildings and other vehicles (quarantine area).



Do not tow away a vehicle that has been in an accident on the drive axles.

9. Important additional information

Further information can be found in the Audi guideline for rescue services at www.audi.com/rescue

10. Explanation of pictograms used

Flammable	Corrosives	Hazardous to human health	Environmental hazard	Petrol-hybrid vehicle	Warning, high voltage	General warning sign	Use water to extinguish the fire
Dangerous voltage	Remove smart key	Use thermal infrared camera	Unlock bonnet	Unlock boot			