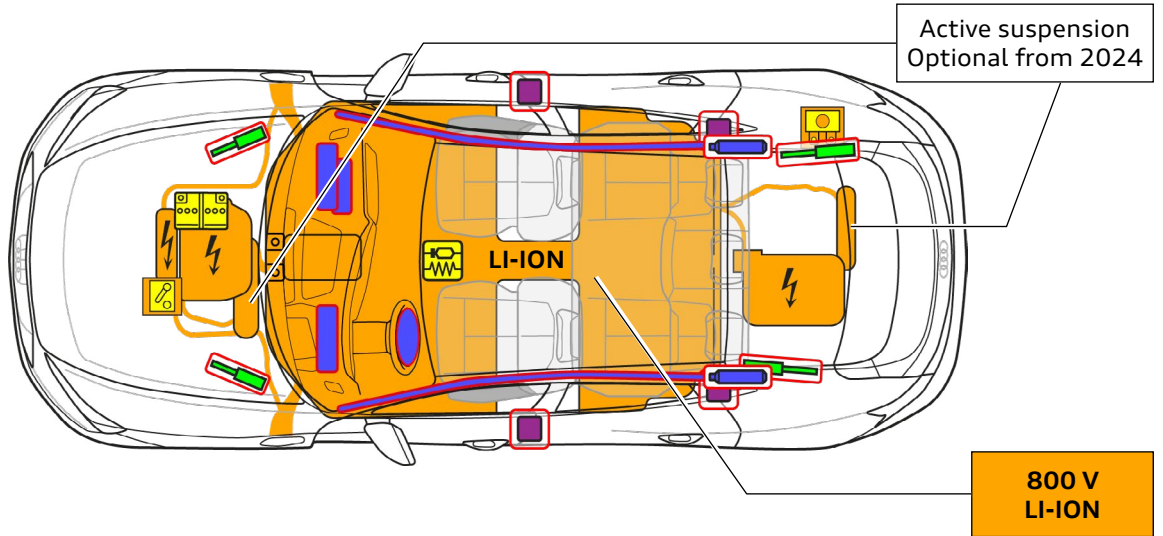




Audi e-tron GT

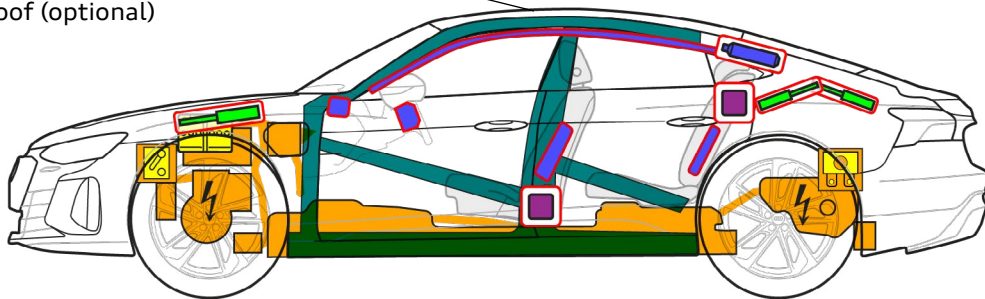
Coupé, from 2020

4-door, 5-seater



C

Carbon roof (optional)



	Airbag		Stored gas inflator		Belt tensioner		SRS Control unit		Gas strut / Preloaded spring
	High strength zones		Battery pack, low voltage		Battery pack, high-voltage		High voltage power cable		Low voltage device that disconnects high voltage
	Fuse box disabling high voltage		High voltage component		Carbon structure				



Audi e-tron GT

Coupé, from 2020

4-door, 5-seater

1. Identification / recognition



The electric drive motor is silent. The display in the instrument cluster (power display) provides feedback as to whether the electric drive is switched OFF, or READY for operation.

Model designation
Audi e-tron GT
(from 2024)

Vehicle
charging
socket (left
and right)



e-tron GT
Lettering
(lettering can be deselected)

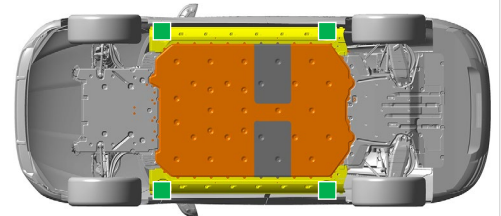
2. Immobilisation / stabilisation / lifting

Immobilising the vehicle

- 1 Press the park button "P"



Lifting points



Appropriate lifting points

High voltage battery

3. Disable direct hazards / safety regulations

Switching off the ignition (power display "OFF")



- 1 Press the "Start-Stop" button without operating the foot brake.



Remove vehicle key, key card and/ or smartphone app so that they are more than 5 m away from the vehicle if possible.

Deactivating the high-voltage system

In the event of an accident in which the airbag is triggered, the high voltage system is automatically deactivated when airbag triggering is detected. The high voltage system is de-energised approx. 20 seconds after deactivation.



In all other cases, the high voltage system can be deactivated as follows:

Option 1: in the vehicle front end



- 1 Press the switch on the front of the door
- 2 Unlock bonnet
- 3 Remove the cover
- 4 Trigger device that disconnects high voltage



- 1 Pull out the red tab



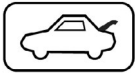
- 2 Pull out the black connector



Audi e-tron GT

Coupé, from 2020

4-door, 5-seater



Option 2: fuse in the luggage compartment

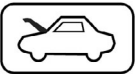
1 Remove side trim

2 Pull out the fuse




Do not touch, cut or open damaged high voltage components, cables and high voltage batteries! Wear appropriate personal protective equipment!

Disconnecting the 12-volt vehicle battery

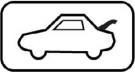


1 Remove the cover

2 Disconnect the negative terminal




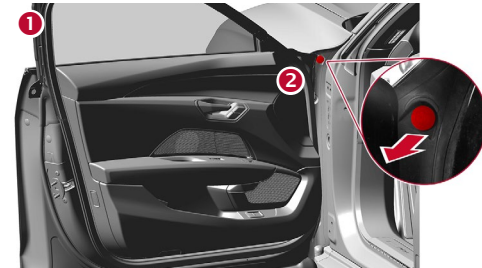
Disconnecting from the charging station (manual release of charging connector)



1 Open the door

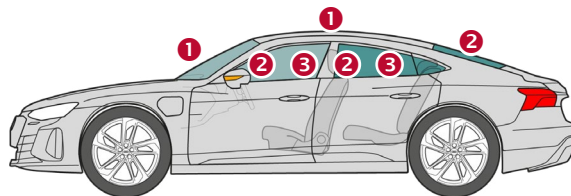
2 Pull the knob

3 Disconnect the charging connector



Right vehicle charging socket: same procedure as for left side of vehicle

4. Access to the occupants



Glass types:

- 1 Laminated glass
- 2 Tempered glass
- 3 Laminated glass (optional)

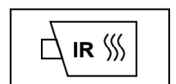
5. Stored energy / liquids / gases / solids



800 V
Lithium-ion



In the event of mechanical deformation of the battery system, there is a risk of a thermal reaction in the high voltage battery. Monitor the temperature of the high voltage battery!





Audi e-tron GT

Coupé, from 2020

4-door, 5-seater



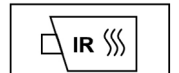
12 volt lithium iron phosphate battery

6. In case of fire



Lithium-ion batteries can self-ignite either immediately or after a delay when damage occurs or they are not used properly, or re-ignite after fire-fighting measures.

Wear appropriate personal protective equipment!



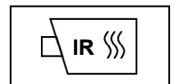
7. In case of submersion

After recovering the vehicle from the water, deactivate the high voltage system and 12 V electrical system (see chapter 3) and allow the water to drain. Wear appropriate personal protective equipment!

8. Towing / transportation / storage



Lithium-ion batteries can self-ignite or re-ignite after fire-fighting measures! Wear appropriate personal protective equipment!



In the event that vehicles that have been in accidents have a damaged battery or the battery exhibits anomalies: disable the high voltage system (see chapter 3). Park the vehicle at a safe distance of at least 5 metres from buildings and other vehicles (quarantine area).



Do not tow away a vehicle that has been in an accident on the drive axles.

9. Important additional information

Further information can be found in the Audi guideline for rescue services at www.audi.com/rescue

10. Explanation of pictograms used

Flammable	Corrosive, skin irritant	Hazardous to human health	Environmental hazard	Electric vehicle	Warning High voltage	General warning sign	Use water to extinguish the fire
Dangerous voltage	Remove smart key	Use thermal Infrared camera	Unlock bonnet	Unlock boot			