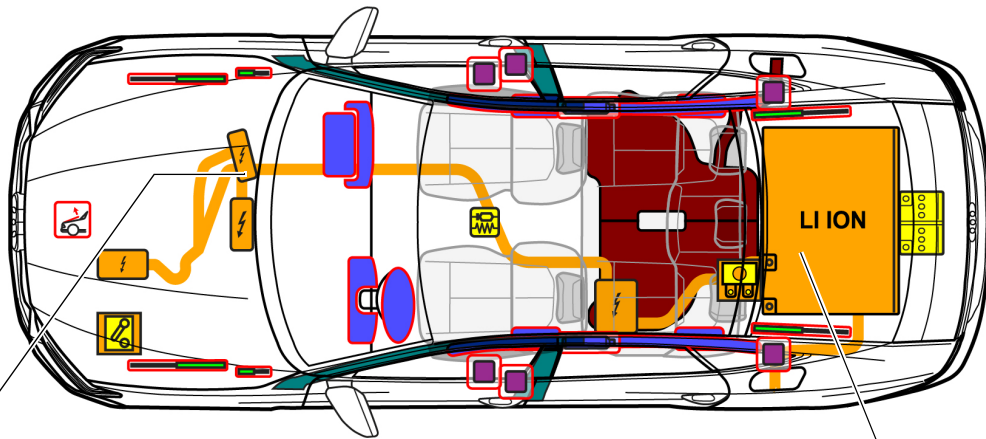




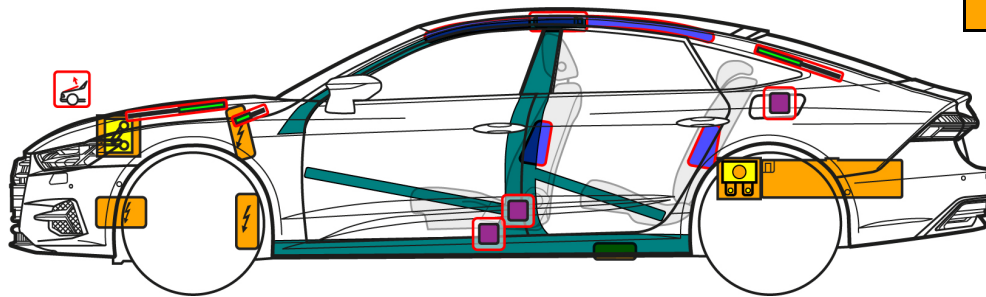
# Audi A7 TFSI e

Sedan, 2019 - 2025



High-voltage component reversed left-to-right on right-hand drive vehicles

400 V  
LI ION



**Note:** The illustration shows the maximum possible range of equipment.

	Airbag		Stored gas inflator		Seat belt pretensioner		SRS control unit		Pedestrian protection active system
	Automatic roll-over protection system		Gas strut / preloaded spring		High-strength zones		Special attention		
	Battery, low-voltage		Ultra-capacitor, low-voltage		Fuel tank		Gas tank		Safety valve
	Battery, high-voltage		Power cable, high-voltage		Separator, high-voltage		Fuse box, disabling high-voltage system		Ultra-capacitor, high-voltage
	High-voltage separator to low voltage		Fuse box, disabling high-voltage to low voltage		High-voltage component		Fuel tank, petrol		



# Audi A7 TFSI e

Sedan, 2019 - 2025

## 1. Identification / recognition




The electric motor is silent. The display on the left of the instrument cluster (power meter) indicates whether the electric drive is switched "OFF" or "READY" for operation.

Logo



Logos can be deselected

Charging port



Engine compartment (orange cable)




## 2. Immobilisation / stabilisation / lifting

### Immobilise the vehicle

Press the Park button "P" and apply the parking brake.



### Lifting points



■ Suitable lifting points

■ High-voltage battery

### Turn off the ignition (power meter display "OFF")



Press the START-STOP button without depressing the brake pedal.



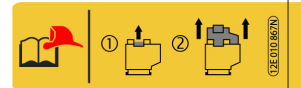
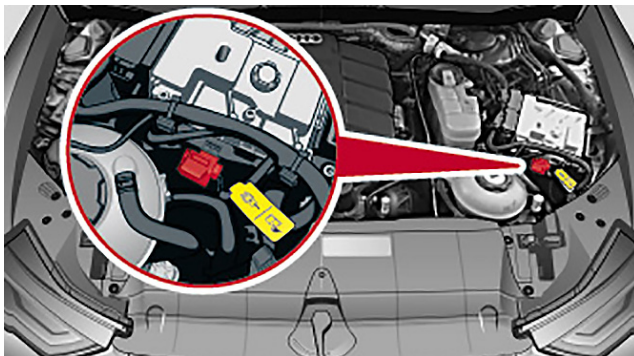
A key card or a smartphone app can also be used instead of a remote control key.

## 3. Disable direct hazards / safety regulations

### Deactivate the high voltage system



Option 1: Separation point in engine compartment



① Pull out red tab

② Pull out black connector






# Audi A7 TFSI e


Sedan, 2019 - 2025



Option 2: Fuse in passenger compartment



1 Fold the rear backrest forward and open the cover



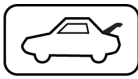
2 Pull out fuse



Do not touch, cut or open high voltage components or the high-voltage battery. Wear suitable safety equipment.

In the event of an accident in which the airbags are deployed, the high-voltage system will be automatically deactivated. The high-voltage system is de-energised approx. 20 seconds after deactivation.

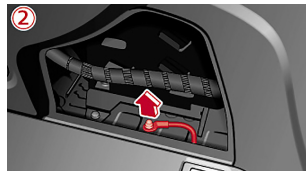
### Disconnect the 12-volt battery (in the boot on the right-hand side of the vehicle)



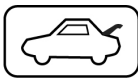
Remove the cover



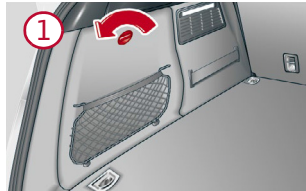
Disconnect the negative terminal



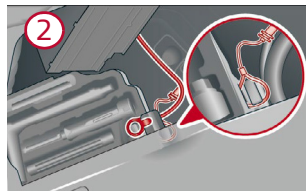
### Separate from charging station (emergency release in the boot on the left-hand side of the vehicle)



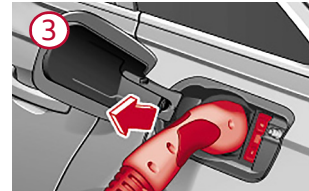
Remove the cover



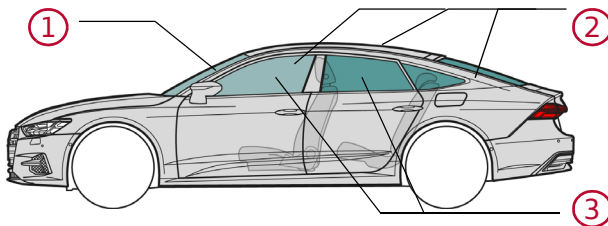
Release the yellow loop from the retainer and pull it



Disconnect the charging connector



## 4. Access to the occupants



Glass types:

- ① Composite safety glass
- ② Single-layer safety glass
- ③ Side windows, optional Composite safety glass

## 5. Stored energy / liquids / gases / solids



LI ION



400 V



52 l



12 V



# Audi A7 TFSI e

Sedan, 2019 - 2025



There is a risk of a thermal reaction in the high-voltage battery if coolant escapes from the battery cooling system. Monitor the temperature of the high-voltage battery.



## 6. In case of fire



Lithium-ion batteries can self-ignite spontaneously or after a delay in the event of damage or incorrect use, and can re-ignite after a fire has been suppressed. Wear suitable safety equipment.



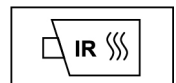
## 7. In case of submersion

After recovering the vehicle from the water, deactivate the high-voltage system (see Section 3) and allow the water to drain off. Wear suitable safety equipment.

## 8. Towing / transportation / storage



Lithium-ion batteries can self-ignite, or re-ignite after a fire has been extinguished.



If the vehicle has been involved in an accident or if the HV battery is damaged or suspicious: Deactivate the high-voltage system (see Section 3). Park the vehicle at a safe distance, at least 5 m, from buildings and other vehicles (quarantine area).



Do not tow a vehicle that has been involved in an accident on its drive axles.



## 9. Important additional information

### 10. Explanation of pictograms used

Flammable	Explosive	Caustic, skin irritant	Hazardous to human health	Environmental hazard	Petrol hybrid vehicle	Petrol vehicle	Warning High voltage
		<b>LI ION</b>					
Caution, danger	Use lots of water to extinguish the fire.	Lithium-ion battery	Dangerous voltage	Release the bonnet	Unlock luggage compartment	Use thermal infrared camera	Remove smart key