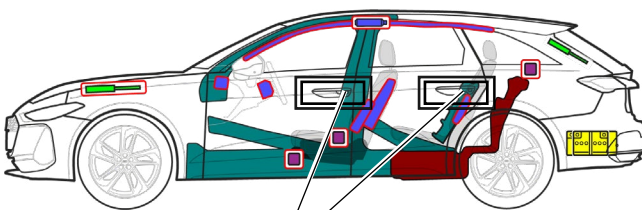
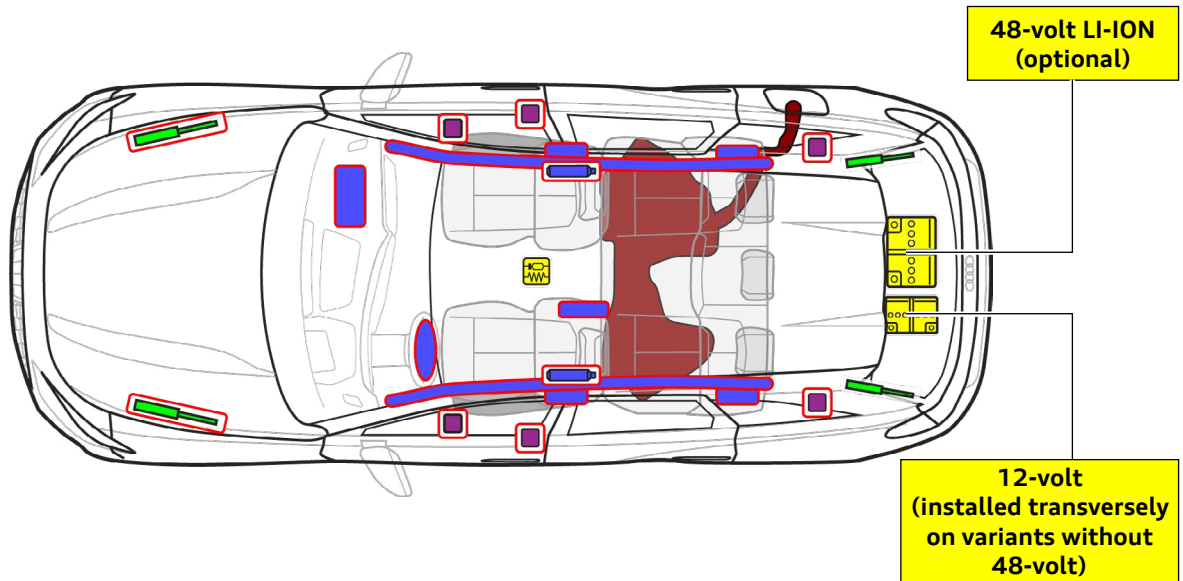




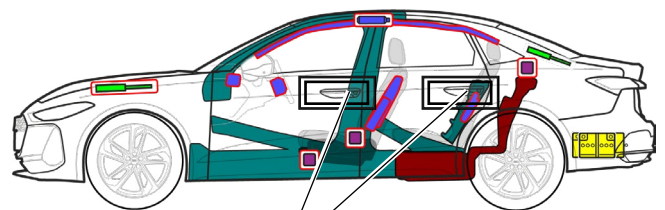
# Audi A5 / S5

## Avant / Saloon

From 2024, 5-door, 5-seater



4.



4.

	Airbag		Stored gas inflator		Belt tensioner		SRS control unit		Gas strut / Preloaded spring
	High strength zone		Zone requiring special attention		Battery low voltage		Fuel tank, petrol or diesel		



# Audi A5 / S5

## Avant / Saloon

From 2024, 5-door, 5-seater

### 1. Identification / recognition

Model designation on B-pillar



Model designation on rear (can be deselected)

Avant



Saloon




### 2. Immobilisation / stabilisation / lifting

Immobilising the vehicle

- ① Press the park button "P"
- Secure the vehicle to prevent it from rolling away



Lifting points



Appropriate lifting points

### 3. Disable direct hazards / safety regulations

Main method: switch off ignition

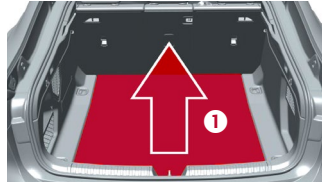
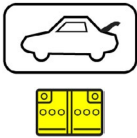


Press the "Start-Engine-Stop" button in the centre console without operating the foot brake.

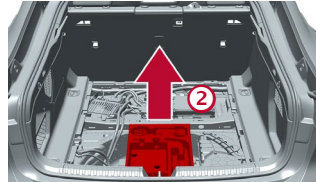


Remove vehicle key, key card and/or smartphone app so that they are more than 5 m away from the vehicle if possible.

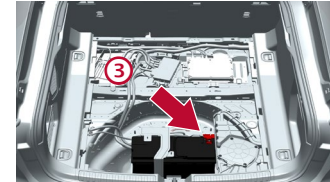
Disconnecting the 12-volt battery in the luggage compartment (vehicles without a 48-volt vehicle electrical system)



① Lift luggage compartment floor



② Remove tool box



③ Disconnect the negative battery terminal

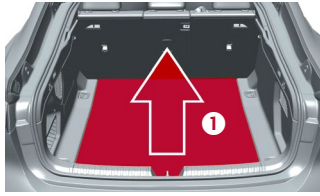
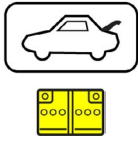


# Audi A5 / S5

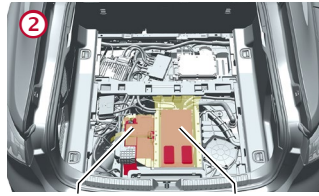
## Avant / Saloon

From 2024, 5-door, 5-seater

### Disconnecting the 12-volt battery in the luggage compartment (vehicles with 48-volt vehicle electrical system)




① Lift luggage compartment floor



12-volt battery    48-volt battery

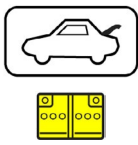
② Locate the batteries



③ Disconnect the negative battery terminal

### Disconnecting the 48-volt vehicle battery in the luggage compartment

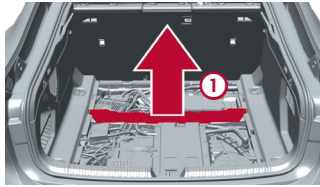
**In the event of an accident in which the airbag is triggered, the 48-volt vehicle electrical system is automatically deactivated as soon as airbag triggering is detected.**



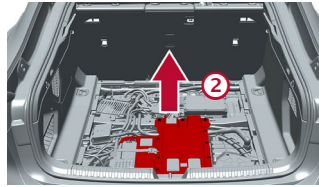
In addition, the 48-volt vehicle electrical system is deactivated after approx. 10 seconds if the following procedure is followed:

- 1) Ignition off
- 2) Disconnect 12-volt vehicle battery

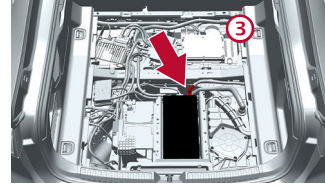
For all other cases, the 48-volt vehicle electrical system can be deactivated as follows:



① Remove luggage compartment floor support

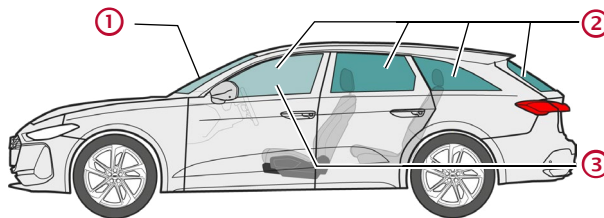


② Remove battery cover



③ Disconnect the negative battery terminal

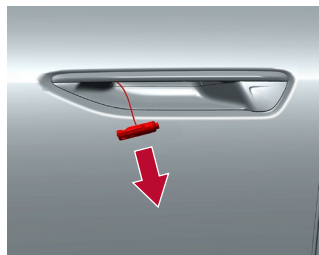

## 4. Access to the occupants



### Glass types:


- ① Laminated glass
- ② Tempered glass
- ③ Laminated glass (optional)

Vehicle is equipped with sensor door handles. Reach into the door handle to open the doors!



**In the event of accidents with airbag triggering, the 4 doors are unlocked and can only be opened mechanically. To do this, pull on the ejected pin at the end of the rope!**

## 5. Stored energy / liquids / gases / solids



Petrol 61 l  
Diesel 64 l



12 V



# Audi A5 / S5

## Avant / Saloon

From 2024, 5-door, 5-seater



48 V  
Lithium-ion (optional)

### 6. In case of fire



Lithium-ion batteries can self-ignite or re-ignite after fire-fighting measures!  
Wear appropriate personal protective equipment!



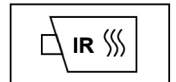
### 7. In case of submersion

After recovery, allow the water to drain and disconnect the battery/batteries (see section 3).  
Wear appropriate personal protective equipment!

### 8. Towing / transportation / storage



Lithium-ion batteries can self-ignite or re-ignite after fire-fighting measures!  
Wear appropriate personal protective equipment!



### 9. Important additional information

Further information can be found in the Audi guideline for rescue services at [www.audi.com/rescue](http://www.audi.com/rescue)

### 10. Explanation of pictograms used

Flammable	Corrosives	Hazardous to human health	Environmental hazard	Fuel tank, petrol	Fuel tank, diesel	Use water to extinguish the fire	Remove smart key
Unlock boot	General warning sign						