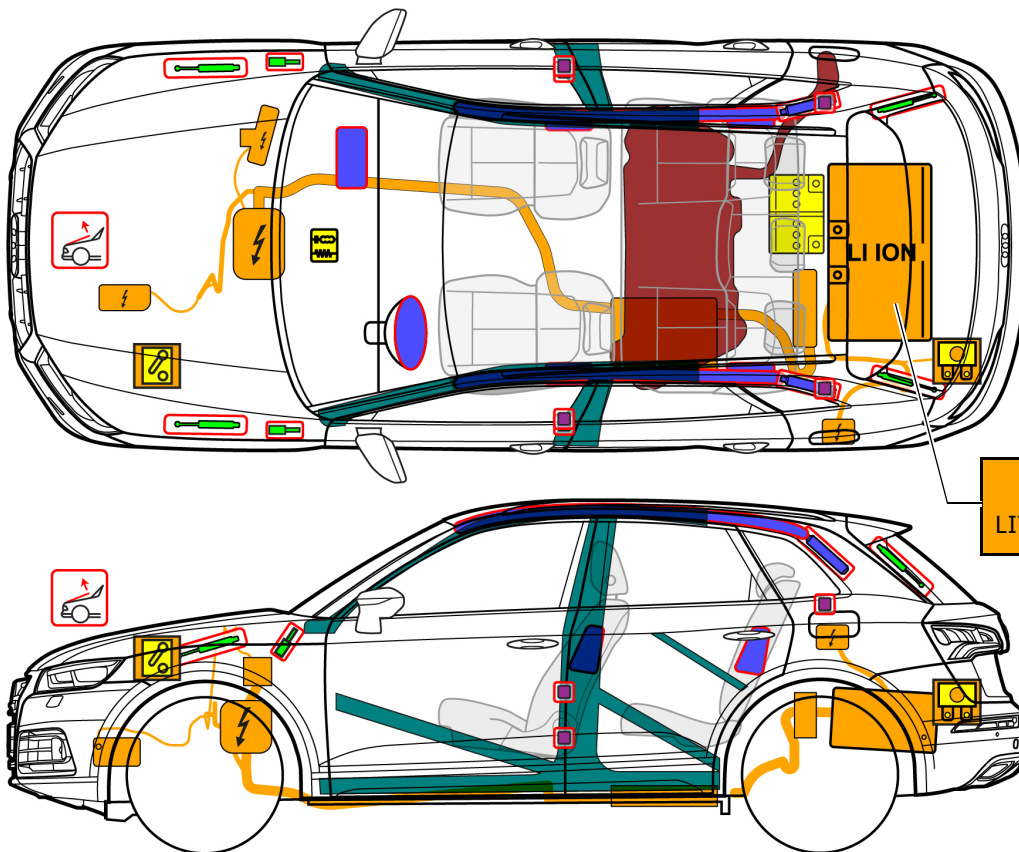




# Audi Q5 TFSI e

SUV incl. Sportback, 2019-2024



436 V  
LITHIUM ION

**Note:** The illustration shows the maximum possible range of equipment.

	Airbag		Stored gas inflator		Seat belt pretensioner		SRS control unit		Pedestrian protection active system
	Automatic roll-over protection system		Gas strut / preloaded spring		High-strength zones		Special attention		
	Battery, low voltage		Ultra-capacitor, low-voltage		Fuel tank		Gas tank		Safety valve
	Battery pack, high-voltage		Power cable, high-voltage		High voltage device that disconnects high voltage		Fuse box, disabling high-voltage system		Ultra-capacitor, high-voltage
	High-voltage separator to low-voltage		Fuse box, disabling high-voltage to low voltage		High-voltage component		Fuel tank, petrol		



# Audi Q5 TFSI e

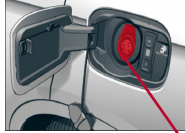
SUV incl. Sportback, 2019-2024

## 1. Identification / recognition



The electric motor is silent. The display on the left of the instrument cluster (power meter) indicates whether the electric drive is switched "OFF" or "READY" for operation.

Charging socket



Logo

TFSI e



Logos can be deselected

Orange cable



Q5



Q5 Sportback

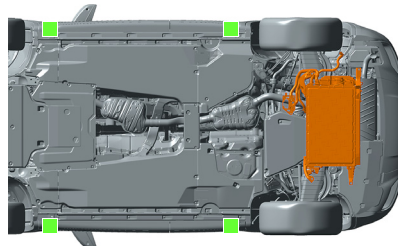
## 2. Immobilisation / stabilisation / lifting

### Immobilise the vehicle

Press the Park button "P" and apply the parking brake.



### Lifting points



Suitable lifting points

High voltage battery

## 3. Disable direct hazards / safety regulations

### Turn off the ignition (power meter display "OFF")



Press the START-STOP button without depressing the brake pedal

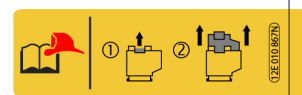



A key card or a smartphone app can also be used instead of a remote control key.

### Deactivate the high voltage system



#### Option 1: Separation point in engine compartment



① Pull out red tab

② Pull out black connector





# Audi Q5 TFSI e

SUV incl. Sportback, 2019-2024

Option 2: Fuse in boot

Remove the cover on the left-hand side and pull out the fuse.

Do not touch, cut or open high voltage components or the high-voltage battery. Wear suitable safety equipment.

In the event of an accident in which the airbags are deployed, the high-voltage system will be automatically deactivated. The high-voltage system is de-energised approx. 20 seconds after deactivation.

### Disconnect the 12-volt battery (in the boot)

Remove the cover

Disconnect the negative terminal

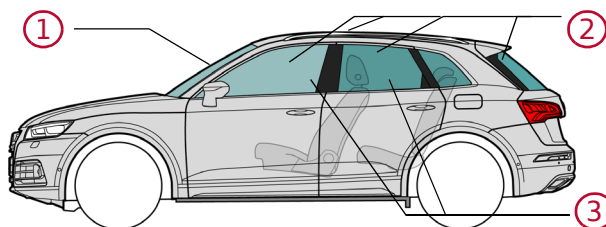
### Separate from charging station (emergency release)

Remove the cover

Release the yellow loop from the retainer and pull it

Disconnect the charging connector

## 4. Access to the occupants



#### Glass types:

- ① Composite safety glass
- ② Single-layer safety glass
- ③ Side windows, optional Composite safety glass

## 5. Stored energy / liquids / gases / solids

		max. 436 V
		54 l



# Audi Q5 TFSI e

SUV incl. Sportback, 2019-2024



12 V



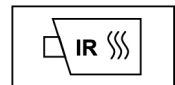
There is a risk of a thermal reaction in the high-voltage battery if coolant escapes from the battery cooling system. Monitor the temperature of the high-voltage battery.



## 6. In case of fire



Lithium-ion batteries can self-ignite spontaneously or after a delay in the event of damage or incorrect use, and can re-ignite after a fire has been suppressed. Wear suitable safety equipment.



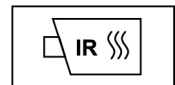
## 7. In case of submersion

After recovering the vehicle from the water, deactivate the high-voltage system (see Section 3) and allow the water to drain off. Wear suitable safety equipment.

## 8. Towing / transportation / storage



Lithium-ion batteries can self-ignite, or reignite after the fire has been extinguished.



If the vehicle has been involved in an accident or if the HV battery is damaged or suspicious: Deactivate the high-voltage system (see Section 3). Park the vehicle at a safe distance, at least 5 m, from buildings and other vehicles (quarantine area).



Do not tow a vehicle that has been involved in an accident on its drive axles.



## 9. Important additional information

## 10. Explanation of pictograms used

Flammable	Explosive	Caustic, skin irritant	Hazardous to human health	Environmental hazard	Petrol hybrid vehicle	Petrol vehicle	Warning, Electricity
		<b>LI ION</b>					
Caution, danger	Use lots of water to extinguish the fire.	Lithium-ion battery	Dangerous voltage	Release the bonnet	Unlock luggage compartment	Use thermal Infrared camera	Remove smart key